


ARTISAN. WALKING FEET SEWING MACHINES

618-1 sc (with Safety Clutch)

A High Quality Compound Needle Feed, Walking Foot Sewing Machine series with a size "M" Big Bobbin Rotating Hook, Dial Adjustable Stitch Length Regulator, Reverse Feeding and Manual Lubrication. The Machines stitch up to 7/16" Thick with a 9/16" Foot Lift and Bonded Thread up to size #207. Adjustable Up to Three Stitches per inch. An extremely quiet and reliable stitching machine. Standard Optional Presser Feet are Available. Up to 2,000 SPM.

Recommended Needle:
Schmetz 135 x 17 #16 to #24



797 AB


High Quality Walking Foot, Drop Feed Machines with a Big "M" Bobbin Rotating Hook, including an Automatic Oil Lubrication System and Reverse Feeding. The Machines sew up to 3/8" of Fabric with a 9/16" Presser Foot Lift. Up to 3.5 Stitches per inch. Sews thread sizes from #33 to #138. Many Optional Presser Feet Available. Sews up to 2,000 SPM.

10 1/4 x 5 sew area
Recommended Needle:
Schmetz 135 x 17 #16 to #24

797 AB-800

13 inch Long Arm, 6 inch High Clearance Walking Foot Machines with a Big "M" Bobbin Rotating Hook, Front Presser Foot Lifter Lever, Automatic Lubrication, and Reverse Feeding. Adjustable Height Presser Foot Walk Device to Climb over Heavy Obstacles. Sews up to 7/16" of Leather or Fabric with a 11/16" Presser Foot Lift. Up to 3.5 Stitches per inch. Sews up to 2,200 SPM.

13 x 6 sew area.
Recommended Needle:
Schmetz 135 x 17 #16 to #24



797 AB N


A New Model Drop Feed, Walking Foot Machine with Automatic Lubrication, a Big Size "M" Bobbin Rotating Hook, Adjustable Stitch Length and Reverse Feeding for Backtacking. The Machines stitch up to 3/8" with a 9/16" Foot Lift and Thread up to Size 138. Adjustable Height Presser Foot Walking Device to Climb over Heavy Obstacles. The Length is adjustable up to 4 Stitches per inch.

Standard Optional Presser Feet are Available. Up to 2,300 SPM.

10 1/4 x 5 sew area
Recommended Needle:
Schmetz 135 x 17 #16 to #24

2611-2

Economical Cylinder-Bed, Compound Needle Feed, Walking Foot ("Skuff" Feed) Machine with a Big "M" size Bobbin & Rotating Hook. Synchronized Binder system including binding attachment. Reverse Feed with a dial stitch length adjustment too. Sews up to 3/8" with a 9/16" high presser foot lift.



2618-1 B

A Compound, Needle Feed Walking Foot Cylinder-Bed Leather Stitching Machine with Reverse Feeding. New Style Adjustable Height Walking Foot Mechanism with front mounted Presser Foot Lifting Lever. Sews up to 3/8" or 7/16" with a 9/16" high presser foot lift. Uses a top loading Big "M" Style Bobbin. Sews bonded Nylon threads from size 46 up to size 277. The machine has a Built-in Presser Foot Knee Lifter. For Stitching Light to Medium/Heavy Products such as Canvas Bags, Heavy Nylon, Webbing, Cases, Belting and other products.

Recommended Needle: Schmetz 135 x 17 #18 to #24
Or Schmetz 190 R #18 to #24

TORO 2500-132

A Heavy Duty Walking Foot, Drop Feed Flatbed Stitching Machine for Webbing, Canvas, and similar heavy fabrics and long stitch lengths. Stitches up to a maximum of 1/2" of fabric or webbing. Giant bobbin rotating hook. Spare parts interchangeable with Singer 132K6

Recommended Needle:
Schmetz 328 #22 to #26



TORO 2600

A new model Medium Heavy Duty Walking Foot, Drop Feed Flatbed Stitching Machine with Reverse for Webbing, Canvas, Leather and similar heavy fabrics with long stitch lengths. Stitches up to a maximum thickness of up to 1/2". Giant bobbin 132 K style rotating hook.

Recommended Needle:
Schmetz 328 #22 to #26
SPECIAL ORDER



TORO 4000 Cylinder-Bed

TORO 4500 Flat-Bed

Extra Heavy Duty 16 inch Long Bed Length, Compound Needle Feed Walking Foot Stitching Machine for Leather, Webbing, Canvas, Filters and any Heavy Fabrics from about 1/16" up to 7/8" thick with an adjustable stitch length lever and reverse feed for back-tacking. Most spare parts are interchangeable with the "Juki" brand model TSC-441 and TNU-243. Many special optional needle plates and presser feet gauge sets are available.

Recommended Needle: Schmetz 794 NM 160 to 250

TORO 4000 LA-37

Extra Heavy Duty 37 inch Long Cylinder-Bed Compound Needle Feed Walking Foot Stitching Machine for Leather, Webbing, Canvas, Filters and any Heavy Fabrics from about 1/16" up to 7/8" thick with an adjustable stitch length lever and reverse feed for back-tacking. Most spare parts are interchangeable with the "Juki" brand model TSC-461. Many special optional needle plates and presser feet are available.

Recommended Needle: Schmetz 794 NM 160 to 250